


# Angle Wheel

Measuring angles, estimating angles, angle types.



① To complete this activity, you need:

- Two paper circles
- A pair of scissors
- A protractor, pen/pencil and ruler

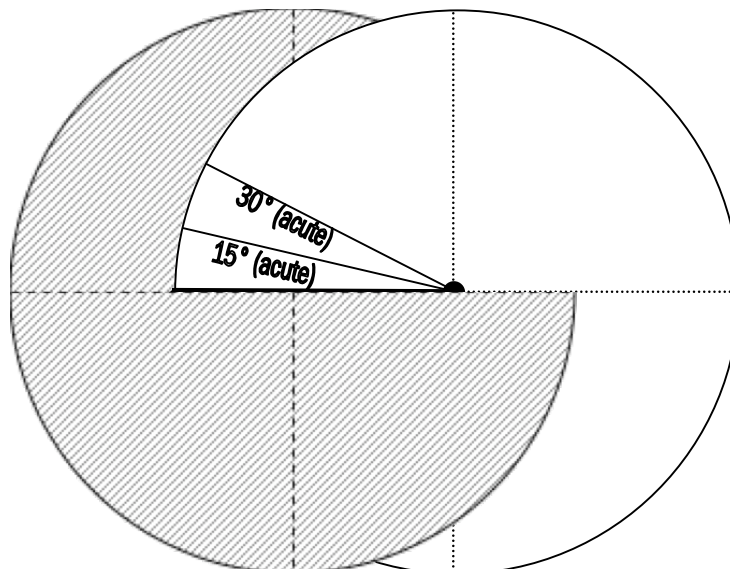
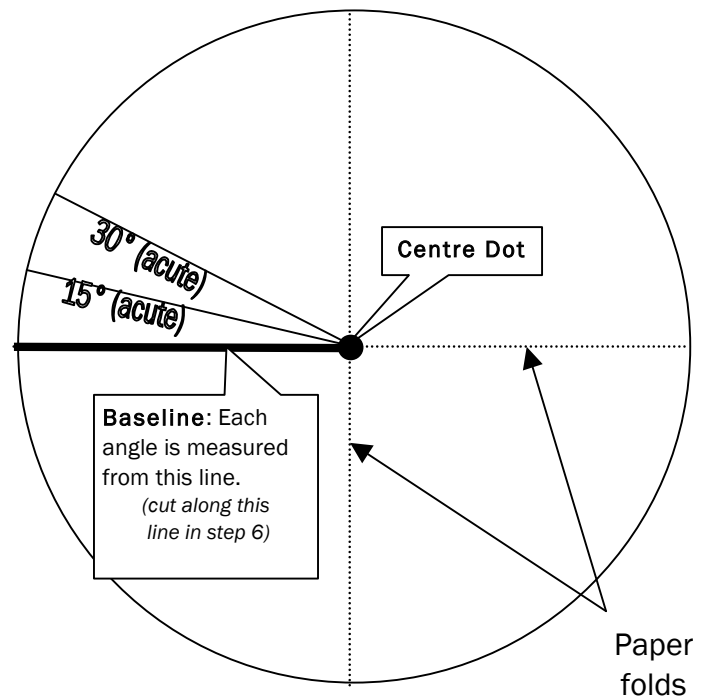
## Creating the angle wheel

1. Fold the first circle in half.
2. Fold that circle in half again. Unfold the circle.
3. Mark the centre of the circle (the intersection of the two folds) with a dot.
4. Draw a red line from the centre dot to the perimeter of the circle. This is the baseline.
5. Draw a line for each of the following angles **measuring from the same baseline for each angle.**

Underneath each line, label with the angle it creates and the type of angle. An example is shown for the first two angles:

15°, 30°, 45°, 60°, 90°, 120°,  
135°, 150°, 180°, 225°, 270°,  
315°, 360°.

6. Cut along the baseline radius to the centre.
7. With your **second** circle. Fold it in half.
8. Fold the **second** circle in half again. Unfold the circle.
9. Cut along the radius of the **second** circle (to the centre).
10. Join the two circles together to form an **Angle Wheel**. See the picture below.



## Angle Wheel Quiz

Played in a group of 2 or 3.

1. The first player, using their angle wheel, shows a variety of angles to the second player. The first player makes sure the angle labels are facing them (not the player trying to estimate the angle!).
2. The second player is to estimate the size of the angle shown.
3. After the player has made their estimate, the first player announces whether they were correct or not. The first player also records the correct angle and whether the second player guessed correctly or not.
4. The first player shows 4 more angles to the second player (repeating step 2 and 3 each time).
5. Once the player has estimated the size of 5 angles, the next player gets the angle wheel and another player makes the estimates.
6. Once all players in the group have had a turn estimating the angles, the person with the highest number of correct estimates wins.
7. If you have time, a second round can be played.

## Scoresheet

Player's Name:		Player's Name:		Player's Name:	
Angle Shown	Estimated Correctly	Angle Shown	Estimated Correctly	Angle Shown	Estimated Correctly
Total number of correct estimates:		Total number of correct estimates:		Total number of correct estimates:	

Winner: \_\_\_\_\_